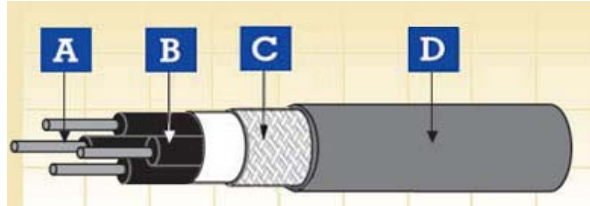




Chinese Standard Rolling Stock Cables

Low Smoke Halogen Free Flame Retardant Screened Multicore Cables WDZ-DCKP-100, WDZ-DCKP-125 250V, 750V



A. Conductor B. Insulation C. Screen D. Sheath

Application

- Used as power and control cable for protected installations inside and outside of rail and transport vehicles, where handling and installation cost are an important factor.
- Used in control, auxiliary and main circuit wiring such as cable harnesses, switchboards and control panels, driver desks etc.

Construction

- Conductor
Tinned copper wires
- Separator (if available)
- Insulation
Low smoke halogen free flame retardant compound
- Filler
- Separator
- Screen
Tinned copper braid
- Sheath
Low smoke halogen free flame retardant compound

Electrical & Mechanical Properties

- Nominal Voltage: 250V, 750V
- Long-term Working Temperature: 100°C (WDZ-DCKP-100); 125°C (WDZ-DCKP-125)
- Lowest Operation Temperature: -40°C
- Minimum Bending Radius: 2 x Overall Diameter (OD≤10mm); 4 x Overall Diameter (10mm≤OD≤20mm); 6 x Overall Diameter (OD≥20mm)

Fire Performance

- Flame Retardant: GB/T 18380.1-2001; GB/T 18380.3-2001 C
- Low Corrosivity (Acidity & Conductivity): GB/T17650.1-1998; GB/T17650.2-1998
- Halogen Free: GB/T17650.1-1998; GB/T17650.2-1998
- Low Smoke: GB/T17651.1-1998; GB/T17651.2-1998

WDZ-DCKP-100, WDZ-DCKP-125 250V

Number of conductor×Nominal Cross-Sectional Area mm ²	Conductor Construction No/mm	Overall Diameter mm	Weight kg/km	Maximum Conductor Resistance 20°C Ω/km
2×0.5	16/0.20	7.4	97	40.1
3×0.5	16/0.20	8.1	107	40.1



Chinese Standard Rolling Stock Cables

Number of conductor×Nominal Cross-Sectional Area	Conductor Construction	Overall Diameter	Weight	Maximum Conductor Resistance 20°C
mm ²	No/mm	mm	kg/km	Ω/km
5×0.5	16/0.20	9.2	139	40.1
7×0.5	16/0.20	9.8	163	40.1
11×0.5	16/0.20	12.0	228	40.1
16×0.5	16/0.20	13.0	282	40.1
19×0.5	16/0.20	14.0	327	40.1
20×0.5	16/0.20	14.6	347	40.1
24×0.5	16/0.20	15.9	396	40.1
33×0.5	16/0.20	17.3	490	40.1
37×0.5	16/0.20	17.8	530	40.1
43×0.5	16/0.20	20.4	622	40.1
48×0.5	16/0.20	20.7	701	40.1
2×0.75	24/0.20	7.9	109	26.7
3×0.75	24/0.20	8.7	122	26.7
5×0.75	24/0.20	9.8	159	26.7
7×0.75	24/0.20	10.5	191	26.7
11×0.75	24/0.20	13.0	272	26.7
16×0.75	24/0.20	14.6	356	26.7
19×0.75	24/0.20	15.2	398	26.7
20×0.75	24/0.20	15.8	424	26.7
24×0.75	24/0.20	17.4	484	26.7
33×0.75	24/0.20	18.9	607	26.7
37×0.75	24/0.20	20.1	706	26.7
43×0.75	24/0.20	22.3	809	26.7
48×0.75	24/0.20	22.6	871	26.7
2×1.0	32/0.20	8.3	120	20.0
3×1.0	32/0.20	9.0	136	20.0
5×1.0	32/0.20	10.3	182	20.0
7×1.0	32/0.20	11.0	218	20.0
11×1.0	32/0.20	14.1	327	20.0
16×1.0	32/0.20	15.4	412	20.0
19×1.0	32/0.20	16.1	464	20.0
20×1.0	32/0.20	16.8	493	20.0
24×1.0	32/0.20	18.4	567	20.0
33×1.0	32/0.20	20.7	765	20.0
37×1.0	32/0.20	21.4	831	20.0
43×1.0	32/0.20	23.7	953	20.0
48×1.0	32/0.20	24.1	1029	20.0
2×1.5	48/0.20	8.9	140	13.7
3×1.5	48/0.20	9.7	161	13.7
5×1.5	48/0.20	11.1	221	13.7
7×1.5	48/0.20	11.9	269	13.7
11×1.5	48/0.20	15.3	407	13.7
16×1.5	48/0.20	16.8	523	13.7
19×1.5	48/0.20	17.6	591	13.7
20×1.5	48/0.20	18.3	628	13.7
24×1.5	48/0.20	20.8	773	13.7
33×1.5	48/0.20	22.6	982	13.7
37×1.5	48/0.20	23.4	1068	13.7
43×1.5	48/0.20	26.4	1259	13.7
48×1.5	48/0.20	26.8	1336	13.7
2×2.5	77/0.20	9.8	176	8.21
3×2.5	77/0.20	10.7	212	8.21
5×2.5	77/0.20	12.4	291	8.21
7×2.5	77/0.20	13.3	360	8.21
11×2.5	77/0.20	17.3	549	8.21
16×2.5	77/0.20	19.0	718	8.21
19×2.5	77/0.20	20.5	865	8.21
20×2.5	77/0.20	21.4	919	8.21
24×2.5	77/0.20	23.6	1065	8.21
33×2.5	77/0.20	26.2	1395	8.21
37×2.5	77/0.20	27.1	1527	8.21



Chinese Standard Rolling Stock Cables

Number of conductor×Nominal Cross-Sectional Area	Conductor Construction	Overall Diameter	Weight	Maximum Conductor Resistance 20°C
mm ²	No/mm	mm	kg/km	Ω/km
43×2.5	77/0.20	30.4	1800	8.21
48×2.5	77/0.20	30.9	1956	8.21
2×4.0	77/0.26	11.4	239	5.09
3×4.0	77/0.26	12.4	296	5.09
5×4.0	77/0.26	14.9	433	5.09
7×4.0	77/0.26	16.1	543	5.09
11×4.0	77/0.26	21.2	862	5.09
16×4.0	77/0.26	23.3	1137	5.09
19×4.0	77/0.26	24.5	1299	5.09
20×4.0	77/0.26	26.1	1408	5.09
24×4.0	77/0.26	28.8	1638	5.09
33×4.0	77/0.26	31.7	2173	5.09
37×4.0	77/0.26	32.9	2383	5.09
43×4.0	77/0.26	37.8	2755	5.09
48×4.0	77/0.26	38.4	3009	5.09

WDZ-DCKP-100, WDZ-DCKP-125 750V

Number of conductor×Nominal Cross-Sectional Area	Conductor Construction	Overall Diameter	Weight	Maximum Conductor Resistance 20°C
mm ²	No/mm	mm	kg/km	Ω/km
2×0.5	16/0.20	8.6	100	40.1
3×0.5	16/0.20	9.4	113	40.1
5×0.5	16/0.20	10.8	153	40.1
7×0.5	16/0.20	11.6	182	40.1
11×0.5	16/0.20	14.9	277	40.1
16×0.5	16/0.20	16.2	343	40.1
19×0.5	16/0.20	17.0	384	40.1
20×0.5	16/0.20	17.8	410	40.1
24×0.5	16/0.20	20.1	509	40.1
33×0.5	16/0.20	21.9	636	40.1
37×0.5	16/0.20	22.6	689	40.1
43×0.5	16/0.20	25.6	808	40.1
48×0.5	16/0.20	25.9	870	40.1
2×0.75	24/0.20	9.1	112	26.7
3×0.75	24/0.20	9.9	128	26.7
5×0.75	24/0.20	11.5	175	26.7
7×0.75	24/0.20	12.3	211	26.7
11×0.75	24/0.20	15.9	319	26.7
16×0.75	24/0.20	17.4	406	26.7
19×0.75	24/0.20	18.2	457	26.7
20×0.75	24/0.20	19.6	525	26.7
24×0.75	24/0.20	21.6	603	26.7
33×0.75	24/0.20	23.5	759	26.7
37×0.75	24/0.20	24.3	828	26.7
43×0.75	24/0.20	27.5	970	26.7
48×0.75	24/0.20	27.9	1048	26.7
2×1.0	32/0.20	9.5	123	20.0
3×1.0	32/0.20	10.3	141	20.0
5×1.0	32/0.20	11.9	195	20.0
7×1.0	32/0.20	12.8	238	20.0
11×1.0	32/0.20	16.6	361	20.0
16×1.0	32/0.20	18.2	462	20.0
19×1.0	32/0.20	19.7	563	20.0
20×1.0	32/0.20	20.6	600	20.0
24×1.0	32/0.20	22.6	690	20.0
33×1.0	32/0.20	25.1	894	20.0
37×1.0	32/0.20	26.0	974	20.0
43×1.0	32/0.20	28.9	1121	20.0
48×1.0	32/0.20	29.4	1215	20.0



Chinese Standard Rolling Stock Cables

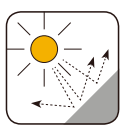
Number of conductor×Nominal Cross-Sectional Area	Conductor Construction	Overall Diameter	Weight	Maximum Conductor Resistance 20°C
mm ²	No/mm	mm	kg/km	Ω/km
2×1.5	48/0.20	10.0	143	13.7
3×1.5	48/0.20	11.0	172	13.7
5×1.5	48/0.20	12.7	235	13.7
7×1.5	48/0.20	14.1	299	13.7
11×1.5	48/0.20	17.8	442	13.7
16×1.5	48/0.20	20.2	615	13.7
19×1.5	48/0.20	21.2	698	13.7
20×1.5	48/0.20	22.1	744	13.7
24×1.5	48/0.20	24.4	858	13.7
33×1.5	48/0.20	27.0	1120	13.7
37×1.5	48/0.20	28.0	1224	13.7
43×1.5	48/0.20	31.4	1455	13.7
48×1.5	48/0.20	31.9	1580	13.7
2×2.5	77/0.20	11.0	180	8.21
3×2.5	77/0.20	12.0	218	8.21
5×2.5	77/0.20	14.4	314	8.21
7×2.5	77/0.20	15.5	391	8.21
11×2.5	77/0.20	20.4	623	8.21
16×2.5	77/0.20	22.4	816	8.21
19×2.5	77/0.20	23.5	933	8.21
20×2.5	77/0.20	25.0	1011	8.21
24×2.5	77/0.20	27.6	1173	8.21
33×2.5	77/0.20	30.4	1562	8.21
37×2.5	77/0.20	31.5	1712	8.21
43×2.5	77/0.20	36.2	2033	8.21
48×2.5	77/0.20	36.8	2213	8.21
2×4.0	77/0.26	12.2	228	5.09
3×4.0	77/0.26	13.3	288	5.09
5×4.0	77/0.26	16.0	424	5.09
7×4.0	77/0.26	17.3	540	5.09
11×4.0	77/0.26	22.9	867	5.09
16×4.0	77/0.26	25.6	1168	5.09
19×4.0	77/0.26	26.9	1340	5.09
20×4.0	77/0.26	28.2	1424	5.09
24×4.0	77/0.26	31.4	1707	5.09
33×4.0	77/0.26	34.4	2230	5.09
37×4.0	77/0.26	36.7	2514	5.09
43×4.0	77/0.26	41.0	2904	5.09
48×4.0	77/0.26	41.7	3177	5.09



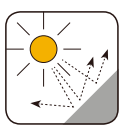
Corona Resistant



Highly Flexible



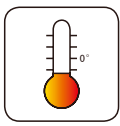
UV Resistant



Ozone Resistant



Abrasion Retardant



Cold-resistant



Resistance To Soldering Heat



Acid&Alkaline Resistant



IRM 903 Fuel Oil Resistant



IRM 902 Mineral Oil Resistant



Fire Retardant
NF C32-070-2.2(C2)
IEC60332-3-24/EN50266-2-4



Flame Retardant
NF C32-070-2.1(C1)
IEC60332-1-2/EN50265-1




Low Toxicity
NF X70-100/NF F63 808
TM1-04/BS 6853



Low Corrosivity
IEC60754-2/EN50267-2-2/3
NF C32-074/VDE 0472-813



Low Smoke Emission
IEC 61034-2 / EN 50268-2
NF C32-073/VDE 0472-816



Zero Halogen
IEC 60754-1/EN 50267-2-1
NF C32-074/VDE 0472-815