


Automotive Cable

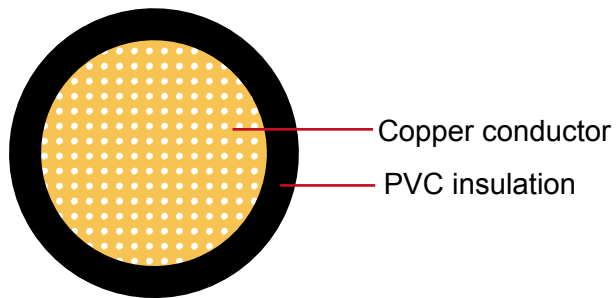


EB/HDEB

Application:

This PVC insulated single-core cable is used in low voltage circuits of battery for automobiles.

Construction:



Conductor: Cu-ETP1 according to JIS C 3102

Insulation: PVC

Standard Compliance: JIS C 3406

Features:


EB wires is for grounding (-side) and thin type; It consists of complex stranded conductors (flexible type).

HDEB wires are thicker type than EB wires to provide increased mechanical strength.

Technical Parameters:

Operating temperature: - 40 °C to +100 °C

EB							
	Conductor			Insulation	Cable		
Nominal Cross-section	No. and Dia. of Wires	Diameter max.	Electrical Resistance at 20°C max.	Thickness Wall nom.	Overall Diameter min.	Overall Diameter max.	Weight approx.
mm ²	No./mm	mm	mΩ/m	mm	mm	mm	kg/km
1 x5	63/0.32	3.10	3.58	0.60	4.30	4.70	57
1 x9	112/0.32	4.20	2.00	0.60	5.40	5.80	95
1 x15	171/0.32	5.30	1.32	0.60	6.50	6.90	147
1 x20	247/0.32	6.50	0.92	0.60	7.70	8.00	207
1 x30	361/0.32	7.80	0.63	0.60	9.00	9.40	303
1 x40	494/0.32	9.10	0.46	0.60	10.30	10.80	374
1 x50	608/0.32	10.10	0.37	0.60	11.30	11.90	473



Automotive Cable

EB							
	Conductor			Insulation	Cable		
Nominal Cross-section	No. and Dia. of Wires	Diameter max.	Electrical Resistance at 20°C max.	Thickness Wall nom.	Overall Diameter min.	Overall Diameter max.	Weight approx.
mm ²	No./mm	mm	mΩ/m	mm	mm	mm	kg/km
1 x60	741/0.32	11.10	0.31	0.60	12.30	12.90	570
HDEB							
1 x9	112/0.32	4.20	2.00	1.00	6.20	6.50	109
1 x15	171/0.32	5.30	1.32	1.10	7.50	8.00	161
1 x20	247/0.32	6.50	0.92	1.10	8.70	9.30	225
1 x30	361/0.32	7.80	0.63	1.40	10.60	11.30	331
1 x40	494/0.32	9.10	0.46	1.40	11.90	12.60	442
1 x60	741/0.32	11.10	0.31	1.60	14.30	15.10	655

*Note: Other configurations, sizes, colors and length not specified herein are available upon request.

