


# Automotive Cable

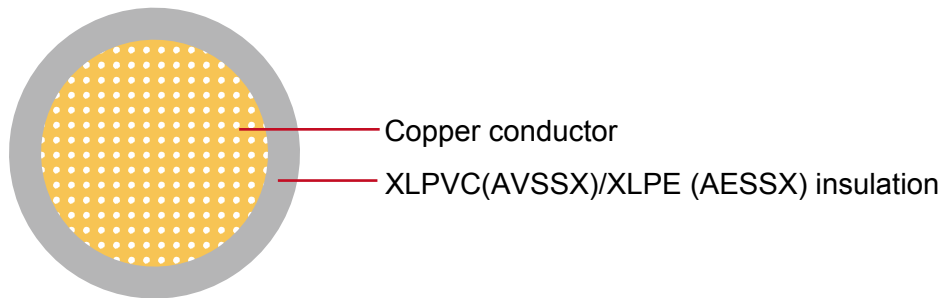


## AVSSX/AESSX

### Application:

This XLPVC (XLPE) insulated single-core cable is used in electric system for automobile.

### Construction:



**Conductor:** Cu-ETP1 bare or tinned according to JIS C3102

**Insulation:** XLPVC (AVSSX)

XLPE (AESSX)


**Standard Compliance:** JASO D 608-92

### Technical Parameters:

**Operating temperature:** - 40 °C to +105 °C (AVSSX)

**Operating temperature:** - 40 °C to +120 °C (AESSX)

AVSSX							
	Conductor			Insulation	Cable		
Nominal Cross-section	No. and Dia. of Wires	Diameter max.	Electrical Resistance at 20°C max.	Thickness Wall nom.	Overall Diameter min.	Overall Diameter max.	Weight approx.
mm <sup>2</sup>	No./mm	mm	mΩ/m	mm	mm	mm	kg/km
1 x0.30	7/0.26	0.80	50.20	0.24	1.40	1.50	5
1 x0.50	7/0.32	1.00	32.70	0.24	1.60	1.70	7
1 x0.85	19/0.24	1.20	21.70	0.24	1.80	1.90	10
1 x0.85	7/0.40	1.10	20.80	0.24	1.80	1.90	10
1 x1.25	19/0.29	1.50	14.90	0.24	2.10	2.20	15
1 x2.00	19/0.37	1.90	9.00	0.32	2.70	2.80	23
1 x0.3f	19/0.16	0.80	48.80	0.24	1.40	1.50	2
1 x0.5f	19/0.19	1.00	34.60	0.30	1.60	1.70	7
1 x0.75f	19/0.23	1.20	23.60	0.30	1.80	1.90	10
1 x1.25f	37/0.21	1.50	14.60	0.30	2.10	2.20	14



# Automotive Cable

AVSSX							
	Conductor			Insulation	Cable		
Nominal Cross-section	No. and Dia. of Wires	Diameter max.	Electrical Resistance at 20°C max.	Thickness Wall nom.	Overall Diameter min.	Overall Diameter max.	Weight approx.
mm <sup>2</sup>	No./mm	mm	mΩ/m	mm	mm	mm	kg/km
1 x2f	37/0.26	1.80	9.50	0.40	2.60	2.70	22
AESSX							
1 x0.3f	19/0.16	0.80	48.80	0.30	1.40	1.50	5
1 x0.5f	19/0.19	1.00	64.60	0.30	1.60	1.70	7
1 x0.75f	19/0.23	1.20	23.60	0.30	1.80	1.90	10
1 x1.25f	37/0.21	1.50	14.60	0.30	2.10	2.20	14
1 x2f	37/0.26	1.80	9.50	0.40	2.60	2.70	22

The "f" in the nominal size column indicates a flexible conductor with a finer wire diameter.

\*Note: Other configurations, sizes, colors and length not specified herein are available upon request.

